

Single Arm Flat Screen Wall Mount with Tilt and Swivel

For more information please visit www.btechavmounts.com/BT8222

BT8222

Registered Design Number: 001713280-0045



BT8222

Single Arm Flat Screen Wall Mount with Tilt and Swivel

**Designed for extra large screens
up to 65" (165cm) / 60kg (132lbs)**

- Fits screens with mounting patterns up to 790mm (31") x 500mm (20") including VESA patterns up to 600 x 400mm
- Easy tilt adjustment +15°
- Features two swivel points: 180° at wall and 120° at interface
- Lateral adjustment at wall plate for a perfectly positioned display
- Features post installation screen levelling
- Integrated cable management
- Suitable for concrete / brick or stud walls up to 16"
- Universal screen fixing kit supplied, including M4, M5, M6 and M8 screws
- Simple 'hook-on' installation with all mounting hardware included
- Available in Black



Features +15° tilt for optimum screen positioning



Space saving design - folds flat to wall



Integrated cable management for a smart installation



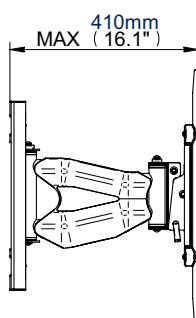
Lateral adjustment of arm position for a perfectly positioned display

Single Arm Flat Screen Wall Mount with Tilt and Swivel

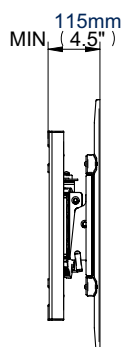
For more information please visit www.btechavmounts.com/BT8222

BT8222

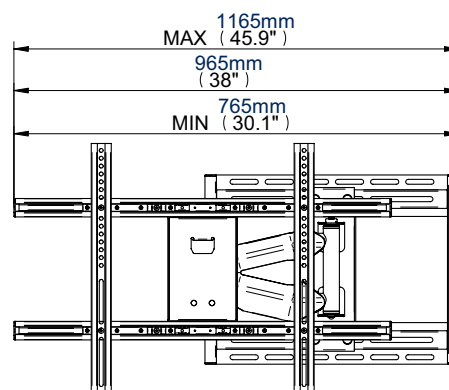
Registered Design Number: 001713280-0045



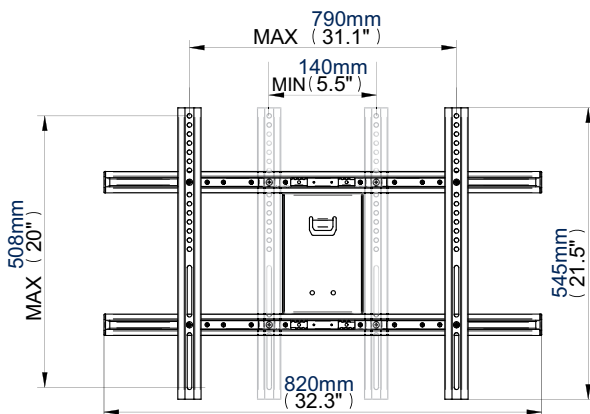
**Side View
Maximum Extension**



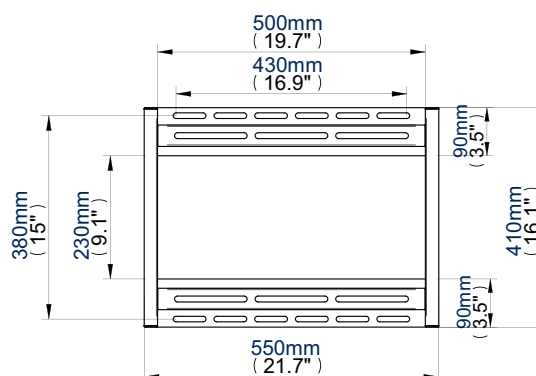
**Side View
Flat to Wall**



**Front View
Maximum Extension**



Interface



Wall Plate

Colour:	Order Ref:	EAN Code:	Master Carton Qty:	Inner Carton Qty:	Master Carton Weight:	Master Carton Cube:
Black	BT8222/B	5019318081927	1	N/A	15.86kg (34.96lbs)	0.098cbm (3.445cuft)

**This information is intended as a guide only and reflects the current specification at the time of print.
B-Tech accepts no liability for the accuracy of the information contained in this document.**