


BT8341

POP-OUT VIDEOWALL MOUNTING SYSTEM

The BT8341 is a modular wall mounting system for Videowall installations of any size and features pop-in, pop-out interface arms designed to aid installation and allow access to the rear of the screens for servicing and maintenance. As part of the System X range, the BT8341 features a contemporary, lightweight yet incredibly strong design with a high-end aesthetic quality and microadjustment for seamless screen alignment.



SPECIFICATIONS

Recommended screen size	from 39" up to 75"
Max load	50kg per screen
Depth (flat)	105.4mm (+/-10mm micro-adjustment)
Depth (popped out)	273.9mm (+/-10mm micro-adjustment)
VESA® & non-VESA fixings	(max vertical dimension) 900mm*
Colour	Black

FEATURES

- Features pop-in, pop-out function to allow access to the rear of screens for servicing and maintenance and to aid installation
- 1 Tool-less micro-adjustment for seamless screen alignment
- 2 Push to open / push to close system provides a quick and easy service access
- 3 Suitable for landscape or portrait mounting, screens can also be recess mounted
- 4 Compatible with System 2 pole and collars to create floor-to-ceiling installations**
- Can be used in an endless variety of configurations
- High-end aesthetic quality
- Safety screws help prevent unauthorised removal of screens
- Ideal for recess mounting Videowalls
- Arms include locking screw to prevent accidental pop-out of screens
- Integrated cable management
- Multiple rail lengths available (rails can also be joined to create larger installs)
- TÜV certified



SYSTEM **X**

CREATE YOUR MOUNTING SYSTEM ONLINE

SPECIFY YOUR VIDEO WALL & MENU BOARD REQUIREMENTS ONLINE AND OUR SYSTEM X CONFIGURATION TOOL WILL CREATE A MOUNTING KIT TO SUIT YOUR NEEDS




There are thousands of System X configurations available! Visit our online configuration tool to specify setups, number of screens, number of rows and orientation.

Try now at www.btechavmounts.com/systemx-configurator



RECOMMENDED MAX SCREEN	MAX SCREEN WEIGHT	MAX VESA	MICRO ADJUSTMENT	POST INSTALL ALIGNMENT	CONFIGURE AS REQUIRED	TÜV CERTIFIED	QR CODE
75" 190cm	50kg	900					



*Refers to maximum vertical fixing dimension for a typical configuration. Correctly sized interface arms and adaptors will be supplied as necessary to suit the mounting pattern you require.

**Pop-in, pop-out solutions that are mounted from the ceiling should also be fixed to the floor to prevent poles flexing when pushing screens in and out. For more information contact your local sales representative

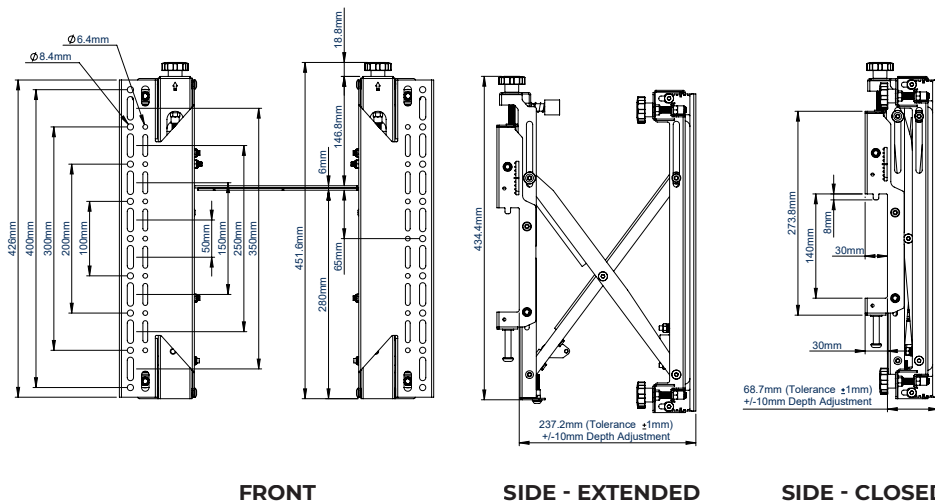
BT8341

CREATING YOUR BT8341 KIT

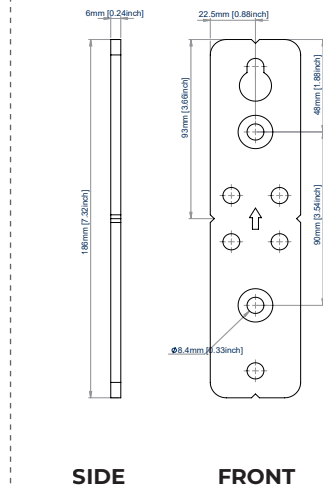


BT8341 configurations are made to your exact requirements and, as a result, utilise a varying combination of System X components in order to create the perfect solution. Below are technical drawings for the standard components used in every BT8341 configuration: **BT8390-VESA400MAP** Pop-Out Interface Arms, **BT8390-WFK1** Wall Fixing Kit and **BT8390** Mounting Rails (available in the lengths shown). Please visit our System X online configuration tool at www.btechavmounts.com/systemx-configurator to specify your requirements. All dimensions will be automatically calculated and a complete mounting solution with all required parts will be created for you


BT8390-VESA400MAP INTERFACE ARMS



BT8390-WFK1 WALL FIXING KIT



BT8390 MOUNTING RAILS



ORDERING INFORMATION

COLOUR	ORDER REF	EAN
Black	BT8341/B	5019318307171

RELATED PRODUCTS

PRODUCT CODE	NAME	DESCRIPTION
BT8340	Videowall Mounting System	For wall mounted configurations
BT8342	Ceiling Mounted Videowall System	For videowall configurations
BT8333	Curved Menu Board Ceiling Mounting System	For menu board configurations
BT8332	Ceiling Mounted Menu Board System	For menu board configurations

© 2016 B-Tech, AV Mounts Corporation Ltd. All rights reserved. The information in this specification sheet reflects the current technical specifications at the time of printing. We reserve the right to change the technical or physical specifications without prior notice. The B-Tech name and the B-Tech logo are registered trademarks of B-Tech, AV Mounts Corporation Ltd. B-Tech is not responsible for loss or damage caused by improper installation or mounting on unstable structures. Any reproduction or use without the prior written permission of B-Tech, AV Mounts Corporation Ltd is prohibited. Specification sheet is only provided for reference and is not a contract. B-Tech, AV Mounts Corporation Ltd is not responsible for any loss or damage caused by improper installation or mounting on unstable structures. Any reproduction or use without the prior written permission of B-Tech, AV Mounts Corporation Ltd is prohibited.

SS-V2-BT8341-0511124