

## Step 1 Choose a pole mount

### Ceiling Mounts



### Specialist Mounts



### Wall Mounts




### Floor Mounts




## Step 2 Choose a pole

### Ø50mm Poles



### System X Mounting Rails & Components



## Step 3 Choose a collar or mount

### Ø50mm Double Collar



### Ø50mm Single Collars



### Column / Pillar Clamp



### Flat Screen Pole Interface



### Security Camera Mount



### Projector Mounts




## Step 4 Choose screen interface kit and/or accessory

### Twin Pole Flat Screen Mount



### Flat Screen Mounts



### Full Service Flat Screen Mounts



### Shelves and Accessory Mounts

